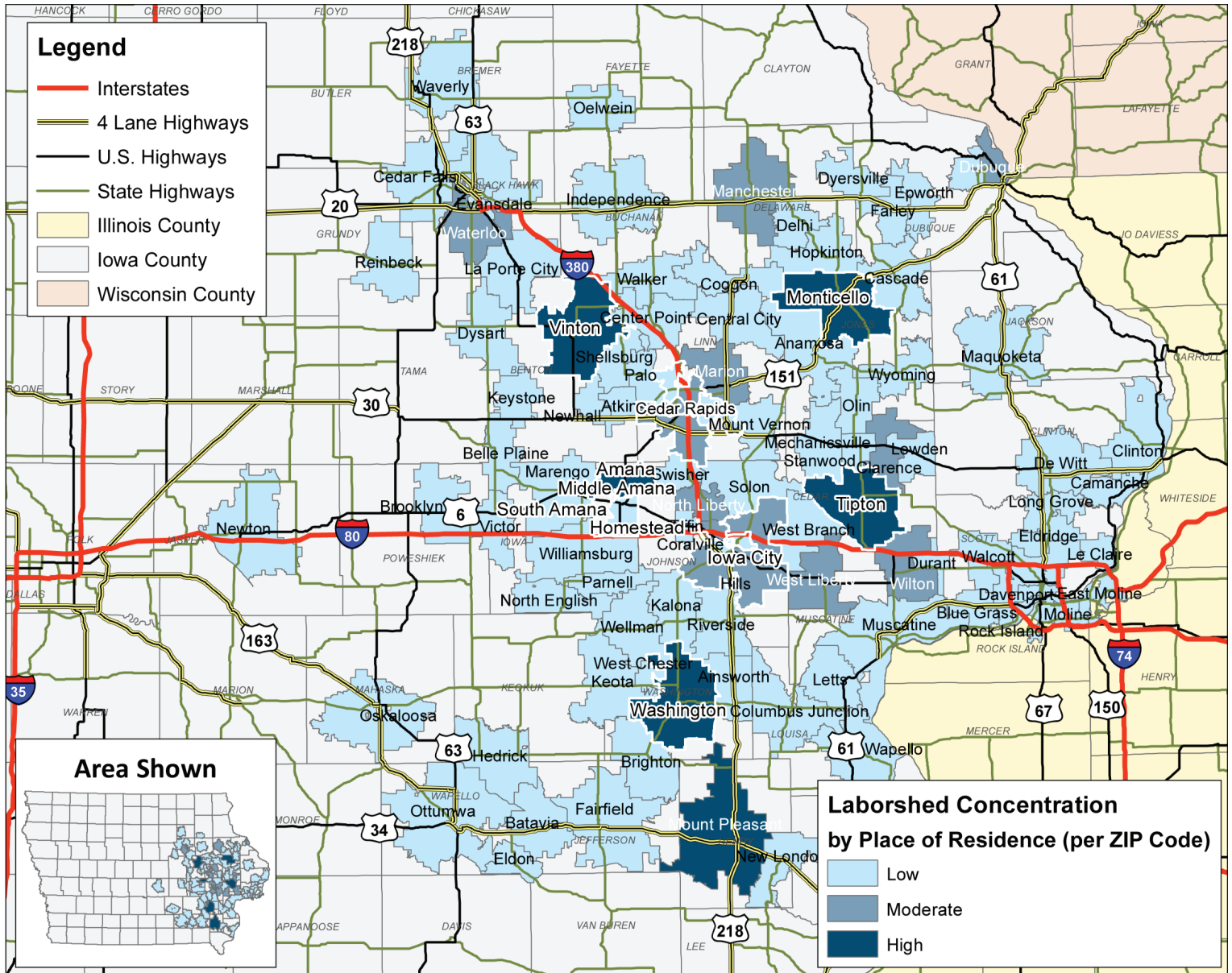




LABOR CHARACTERISTICS

ADVANCED MANUFACTURING

CONCENTRATION OF RESPONDENTS WITHIN THE LABORSHED AREA WITH TRANSFERABLE EXPERIENCE/SKILLS BY PLACE OF RESIDENCE

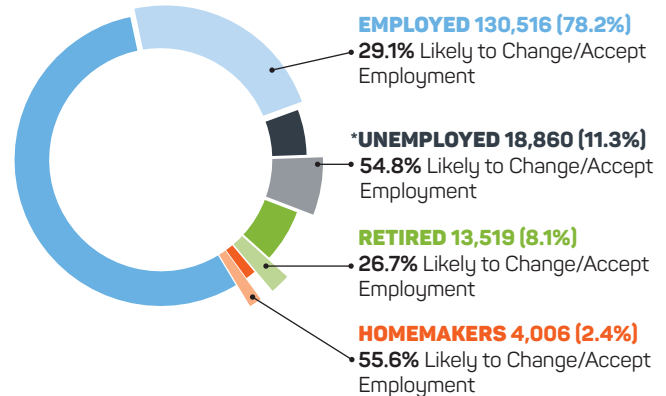


Workers with transferable industry experience/skills are currently commuting an average of **15 miles** one way for work.

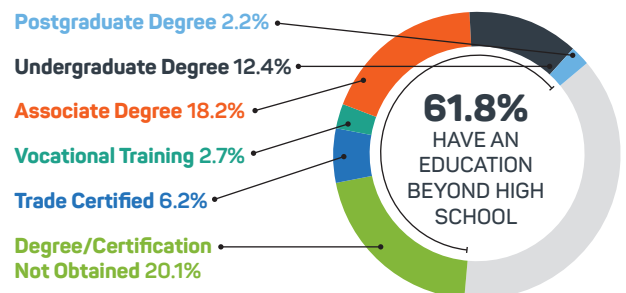
Those who are likely to change/accept employment are willing to commute an average of **28 miles** one way for the right employment opportunity.

EMPLOYMENT**69.4%**
paid an hourly wage**92.7%**
are/were employed
full-time**9.9%**
are/were
self-employed**7.3%**
are/were employed
part-time**11.3%**
hold two or
more jobsCurrently working
an average of
47 hours/week**UNDER-
EMPLOYMENT**
(estimated):**0.8%**
Low hours**4.8%**
Mismatch of skills**0.8%**
Low income**6.2%**
Total
(Individuals counted
only once when
estimating Total
Underemployment.)**ESTIMATED AVAILABLE LABOR PER
OCCUPATIONAL CATEGORY:**

• CNC Machine Tool Programmers	1,347
• Cutting, Punching, & Press Machine Operators	1,794
• Electrical & Electronic Engineering Technicians	895
• Electrical Engineers	447
• Electricians	5,833
• Furnace, Kiln, Oven, Drier, & Kettle Operators	451
• Heavy & Tractor-Trailer Truck Drivers	16,600
• Industrial Engineering Technicians	896
• Industrial Engineers	448
• Industrial Machinery Mechanics	897
• Industrial Production Managers	5,383
• Industrial Truck & Tractor Operators	3,141
• Inspectors & Testers	5,384
• Laborers & Freight, Stock, & Material Movers, Hand	8,076
• Light Truck or Delivery Services Drivers	2,692
• Machinists	1,795
• Maintenance & Repair Workers, General	6,281
• Mechanical Drafters	894
• Mechanical Engineers	1,793
• Mixing & Blending Machine Operators	450
• Molders & Casters	452
• Multiple Machine Tool Operators	9,422
• Operations Managers	11,216
• Packers & Packagers, Hand	1,797
• Production Workers, All Other	28,266
• Production, Planning, & Expediting Clerks	1,345
• Sales Representatives	11,665
• Separating, Precipitating, & Still Machine Operators	449
• Shipping, Receiving, & Traffic Clerks	2,243
• Stock Clerks	4,935
• Structural Metal Fabricators & Fitters	1,346
• Supervisors of Mechanics, installers, & Repairers	8,973
• Supervisors of Production & Operating Workers	8,525
• Supervisors of Transportation Workers	3,140
• Team Assemblers	4,936
• Welders, Cutters, Solderers, & Brazers	1,796
• Welding, Soldering, & Brazing Machine Operators	898

AN ESTIMATED TOTAL OF **166,901** PEOPLE IN THE
LABORSHED AREA**ESTIMATED TOTAL BY EMPLOYMENT STATUS
(PERCENTAGE):**

*Employment status is self-identified by the survey respondent. The unemployment percentage above does not reflect the unemployment rate published by the U.S. Bureau of Labor Statistics, which applies a stricter definition.

EDUCATIONAL LEVEL**TOP JOB SEARCH
RESOURCES:**(For those seeking employment
opportunities, by use.)

1. **Internet** 66.0%
www.indeed.com
www.monster.com
www.linkedin.com
2. **Networking through friends,
family or acquaintances** 27.8%
3. **IowaWORKS Centers** 18.6%
4. **Newspapers** 6.3%

*The Gazette-Cedar Rapids***WORKPLACE
FLEXIBILITY:**

(by percent of interest)

1. **Job teams** 90.9%
2. **Cross-training** 88.7%
3. **Temporary work** 48.7%
4. **Seasonal work** 48.3%
5. **Job sharing** 42.2%
6. **Varied shifts** 41.2%

CURRENT BENEFITS & DESIRED BENEFITS

Health/Medical Insurance	87.0%	89.3%
Pension/Retirement/401k	79.3%	86.6%
Dental Coverage	79.0%	83.0%
Paid Vacation	75.7%	86.6%
Life Insurance	73.4%	72.3%
Paid Holidays	70.7%	82.1%
Disability Insurance	69.2%	71.4%
Vision Coverage	69.2%	77.7%
Prescription Drug Coverage	59.8%	70.5%
Paid Sick Leave	54.7%	78.6%

LABOR CHARACTERISTICS

OCCUPATION	OCCUPATIONAL CODE	MEAN WAGE	ENTRY WAGE	EXPERIENCED WAGE	MEDIAN WAGE	MEAN ANNUAL SALARY
Computer Hardware Engineers	17-2061	\$48.45	\$29.60	\$57.88	\$44.34	\$100,778
Computer Numerically Controlled Machine Tool Programmers, Metal a	51-4012	\$23.51	\$17.18	\$26.68	\$22.61	\$48,905
Computer-Controlled Machine Tool Operators, Metal and Plastic	51-4011	\$18.83	\$14.99	\$20.75	\$18.48	\$39,168
Crushing, Grinding, and Polishing Machine Setters, Operators, and Tenders	51-9021	\$16.68	\$12.32	\$18.86	\$16.73	\$34,698
Cutting and Slicing Machine Setters, Operators, and Tenders	51-9032	\$19.02	\$14.73	\$21.17	\$19.89	\$39,569
Cutting, Punching, and Press Machine Setters, Operators, and Tenders, Metal and Plastic	51-4031	\$15.45	\$11.30	\$17.53	\$15.14	\$32,133
Drafters, All Other	17-3019	\$25.04	\$17.60	\$28.76	\$24.95	\$52,080
Electric Motor, Power Tool, and Related Repairers	49-2092	\$20.85	\$16.20	\$23.18	\$21.09	\$43,377
Electrical and Electronics Engineering Technicians	17-3023	\$29.04	\$20.56	\$33.27	\$28.96	\$60,394
Electrical Engineers	17-2071	\$42.50	\$31.49	\$48.01	\$42.20	\$88,410
Electricians	47-2111	\$26.83	\$18.43	\$31.02	\$27.25	\$55,797
Electronics Engineers, Except Computer	17-2072	\$35.42	\$23.42	\$41.42	\$36.10	\$73,681
Engineering Technicians, Except Drafters, All Other	17-3029	\$26.71	\$19.77	\$30.17	\$24.94	\$55,549
Engineers, All Other	17-2199	\$33.71	\$21.23	\$39.96	\$33.85	\$70,122
Etchers and Engravers	51-9194	\$16.80	\$11.37	\$19.51	\$14.92	\$34,941
First-Line Supervisors of Production and Operating Workers	51-1011	\$27.91	\$18.65	\$32.54	\$26.51	\$58,048
Foundry Mold and Coremakers	51-4071	\$15.96	\$12.31	\$17.78	\$15.35	\$33,194
Furnace, Kiln, Oven, Drier, and Kettle Operators and Tenders	51-9051	\$20.13	\$14.74	\$22.82	\$20.71	\$41,867
General and Operations Managers	11-1021	\$45.63	\$20.20	\$58.35	\$37.18	\$94,911
Grinding, Lapping, Polishing, and Buffing Machine Tool Setters, Operators, and Tenders, Metal and Plastic	51-4033	\$15.97	\$11.54	\$18.18	\$15.89	\$33,217
Heavy and Tractor-Trailer Truck Drivers	53-3032	\$20.19	\$13.92	\$23.33	\$19.06	\$41,999
Helpers—Production Workers	51-9198	\$13.72	\$10.37	\$15.39	\$13.07	\$28,531
Industrial Engineering Technicians	17-3026	\$26.69	\$19.98	\$30.05	\$26.34	\$55,523
Industrial Engineers	17-2112	\$38.45	\$28.77	\$43.29	\$36.70	\$79,975
Industrial Machinery Mechanics	49-9041	\$25.43	\$18.51	\$28.90	\$25.54	\$52,903
Industrial Production Managers	11-3051	\$46.14	\$31.45	\$53.48	\$43.02	\$95,962
Industrial Truck and Tractor Operators	53-7051	\$17.73	\$14.18	\$19.50	\$17.53	\$36,874
Inspectors, testers, Sorters, Samplers, and Weighers	51-9061	\$19.52	\$12.82	\$22.88	\$17.76	\$40,610
Laborers and Freight, Stock, and Material Movers, Hand	53-7062	\$14.55	\$9.93	\$16.86	\$13.91	\$30,263
Layout Workers, Metal and Plastic	51-4192	\$22.39	\$16.43	\$25.37	\$22.22	\$46,575
Light Truck or Delivery Services Drivers	53-3033	\$16.10	\$9.60	\$19.35	\$14.80	\$33,483
Machinists	51-4041	\$18.80	\$13.36	\$21.51	\$18.37	\$39,097
Maintenance Workers, Machinery	49-9043	\$18.38	\$15.56	\$19.79	\$17.67	\$38,235
Materials Engineers	17-2131	\$42.44	\$26.36	\$50.48	\$35.47	\$88,270
Mechanical Engineering Technicians	17-3027	\$23.76	\$16.84	\$27.22	\$23.98	\$49,415
Mechanical Engineers	17-2141	\$37.27	\$25.30	\$43.26	\$34.79	\$77,527
Millwrights	49-9044	\$26.03	\$18.83	\$29.63	\$25.95	\$54,142
Mixing and Blending Machine Setters, Operators, and Tenders	51-9023	\$18.45	\$13.40	\$20.98	\$17.21	\$38,383
Mobile Heavy Equipment Mechanics, Except Engines	49-3042	\$24.73	\$17.71	\$28.24	\$25.35	\$51,436
Model Makers, Metal and Plastic	51-4061	\$20.20	\$11.73	\$24.44	\$19.07	\$42,021
Molders, Shapers, and Casters, Except Metal and Plastic	51-9195	\$16.57	\$13.79	\$17.96	\$16.72	\$34,467
Multiple Machine Tool Setters, Operators, and Tenders, Metal and Plastic	51-4081	\$17.70	\$13.72	\$19.69	\$17.56	\$36,821
Pourers and Casters, Metal	51-4052	\$18.81	\$14.20	\$21.11	\$18.27	\$39,119
Print Binding and Finishing Workers	51-5113	\$15.75	\$10.86	\$18.19	\$15.17	\$32,752
Printing Press Operators	51-5112	\$16.45	\$11.13	\$19.10	\$16.08	\$34,207
Production Workers, All Other	51-9199	\$19.75	\$10.92	\$24.16	\$20.20	\$41,075
Sheet Metal Workers	47-2211	\$21.45	\$14.37	\$25.00	\$19.43	\$44,625
Shipping, Receiving, and Traffic Clerks	43-5071	\$15.90	\$11.53	\$18.09	\$15.32	\$33,075
Structural Metal Fabricators and Fitters	51-2041	\$17.50	\$15.00	\$18.75	\$17.32	\$36,398
Tool and Die Makers	51-2041	\$23.38	\$18.58	\$25.79	\$23.28	\$48,637
Tool Grinders, Filers, and Sharpeners	51-4194	\$19.66	\$12.72	\$23.13	\$18.93	\$40,898
Training and Development Managers	11-3131	\$40.82	\$22.90	\$49.78	\$37.51	\$84,903
Transportation Inspectors	53-6051	\$39.69	\$22.68	\$48.19	\$42.80	\$82,547
Transportation Workers, All Other	53-6099	\$12.31	\$8.65	\$14.15	\$11.27	\$25,615
Water and Wastewater Treatment Plant and System Operators	51-8031	\$22.01	\$14.99	\$25.52	\$22.15	\$45,783
Weighers, Measurers, Checkers, and Samplers, Recordkeeping	43-5111	\$14.68	\$10.70	\$16.67	\$14.23	\$30,531
Welders, Cutters, Solderers, and Brazers	51-4121	\$18.37	\$14.69	\$20.21	\$17.99	\$38,206
Welding, Soldering, and Brazing Machine Setters, Operators, and Tenders	51-4122	\$17.35	\$13.92	\$19.07	\$17.32	\$36,091

The 2018 Iowa Wage data for the Iowa City/Cedar Rapids Region Laborshed area was produced by the Labor Force & Occupational Analysis Bureau to provide communities local information on wages by occupation. The source of the wage and employment data is based on the May 2017 OES estimates. Additional occupational wage and employment data can be found at www.iowalmi.gov/laborshed.

Balance of data compiled by Iowa Workforce Development using Laborshed data released in 2019.

FOR MORE INFORMATION REGARDING THE IOWA CITY/CEDAR RAPIDS REGION, IA LABORSHED, CONTACT:

ICR IOWA, 501 1st Street SE, Cedar Rapids, IA 52401
(319) 309-339-1388 • jdaly@icriowa.org • www.icriowa.org