

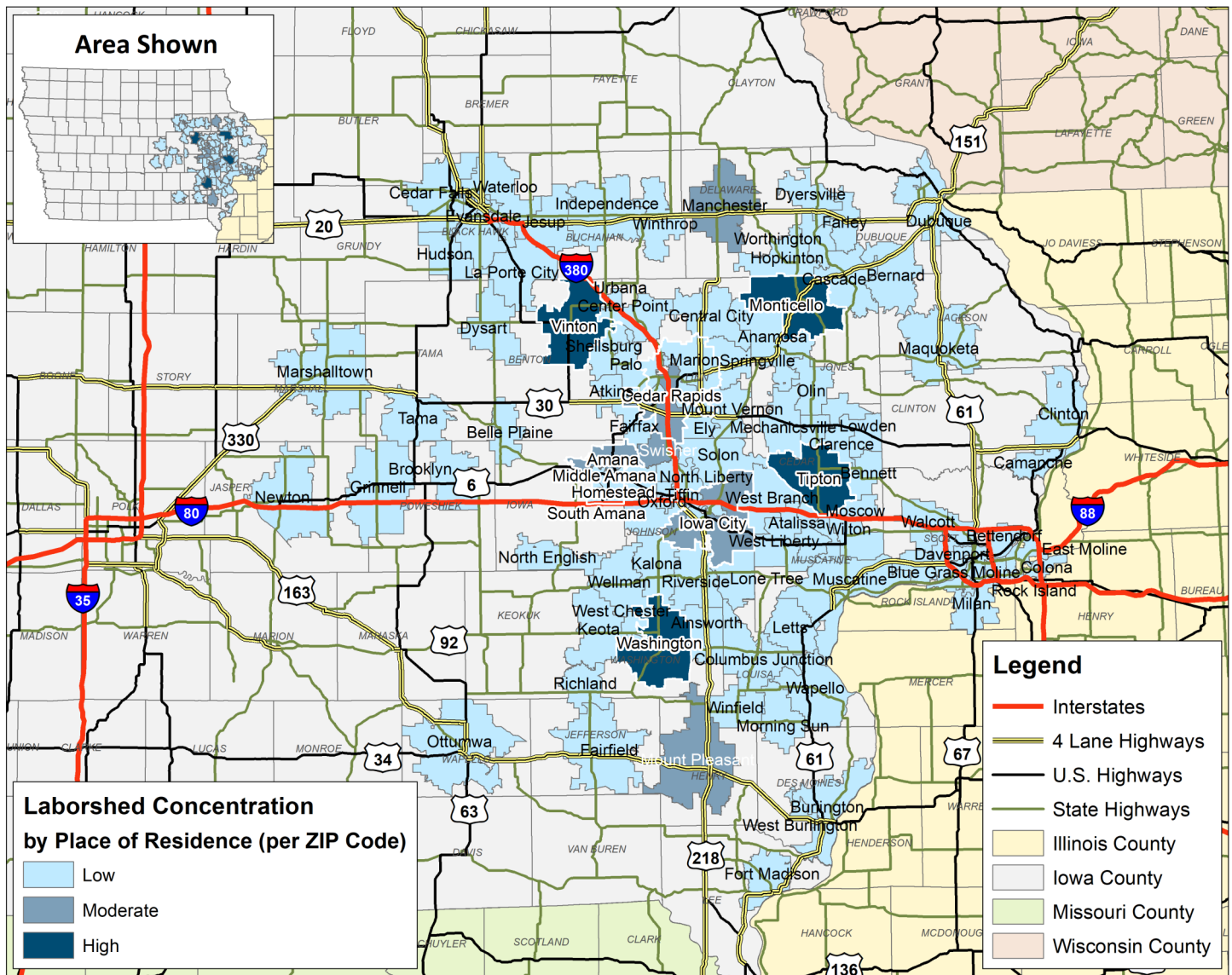
# LABOR CHARACTERISTICS

## ADVANCED MANUFACTURING



### IOWA CITY/CEDAR RAPIDS REGION LABORSHED AREA

CONCENTRATION OF RESPONDENTS WITHIN THE LABORSHED AREA  
WITH TRANSFERABLE EXPERIENCE/SKILLS BY PLACE OF RESIDENCE



Workers who have transferable experience/skills in the industry are currently commuting an average of 17 miles one way for work. Those who are likely to change/accept employment are willing to commute an average of 28 miles one way for the right employment opportunity.

FOR MORE INFORMATION REGARDING THE IOWA CITY/CEDAR RAPIDS REGION, IA LABORSHED, CONTACT:

# LABOR CHARACTERISTICS

## ADVANCED MANUFACTURING

### ESTIMATED AVAILABLE LABOR PER OCCUPATIONAL CATEGORY:

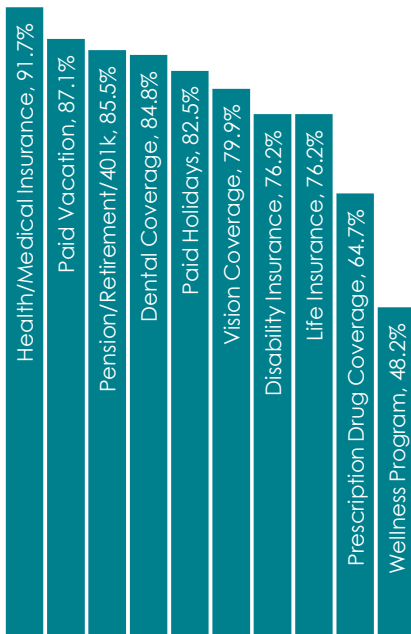
- Architectural & Engineering Managers - 0.6%
- Assemblers & Fabricators, All Other - 1.2%
- Bus & Truck Mechanics & Diesel Engine Specialists - 1.4%
- Cutting, Punching, & Press Machine Setters, Operators, & Tenders, Metal & Plastic - 0.6%
- Electrical & Electronic Engineering Technicians - 0.3%
- Electrical Engineers - 0.3%
- Electricians - 3.2%
- Engineering Technicians, Except Drafters, All Other - 0.6%
- Engineers, All Other - 7.5%
- Extruding & Drawing Machine Setters, Operators, & Tenders, Metal & Plastic - 0.3%
- First-Line Supervisors of Mechanics, Installers, & Repairers - 5.5%
- First-Line Supervisors of Production & Operating Workers - 4.1%
- Furnace, Kiln, Oven, Drier, & Kettle Operators & Tenders - 0.3%
- Heavy & Tractor-Trailer Truck Drivers - 18.3%
- Industrial Engineers - 1.2%
- Industrial Production Managers - 3.2%
- Industrial Truck & Tractor Operators - 2.6%
- Inspectors, Testers, Sorters, Samplers, & Weighers - 2.0%
- Installation, Maintenance, & Repair Workers, All Other - 10.1%
- Laborers & Freight, Stock, & Material Movers, Hand - 3.8%
- Light Truck or Delivery Services Drivers - 4.6%
- Machinists - 1.7%
- Materials Engineers - 0.3%
- Mechanical Drafters - 0.3%
- Millwrights - 0.6%
- Molders, Shapers, & Casters, Except Metal & Plastic - 0.3%
- Multiple Machine Tool Setters, Operators, & Tenders, Metal & Plastic - 2.6%
- Packers & Packagers, Hand - 2.3%
- Production Workers, All Other - 13.6%
- Team Assemblers - 3.5%
- Tool & Die Makers - 0.3%
- Water & Wastewater Treatment Plant & System Operators - 0.3%
- Welders, Cutters, Solderers, & Brazers - 2.3%
- Welding, Soldering, & Brazing Machine Setters, Operators, & Tenders - 0.3%

### UNDEREMPLOYMENT (ESTIMATED):

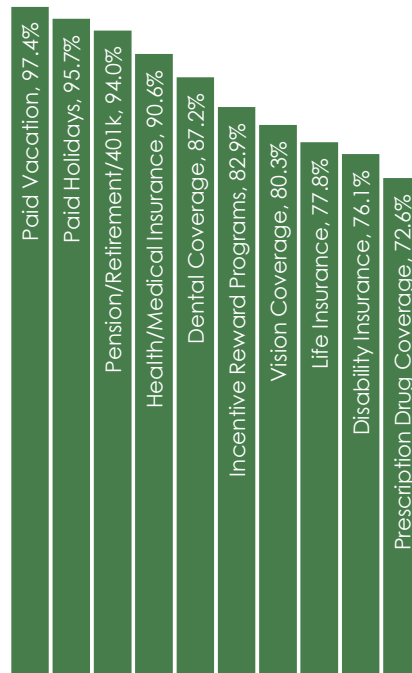
- Low hours - 1.7%
- Mismatch of skills - 5.5%
- Low income - 0.3%
- Total - 7.0%

(Individuals counted only once when estimating Total Underemployment.)

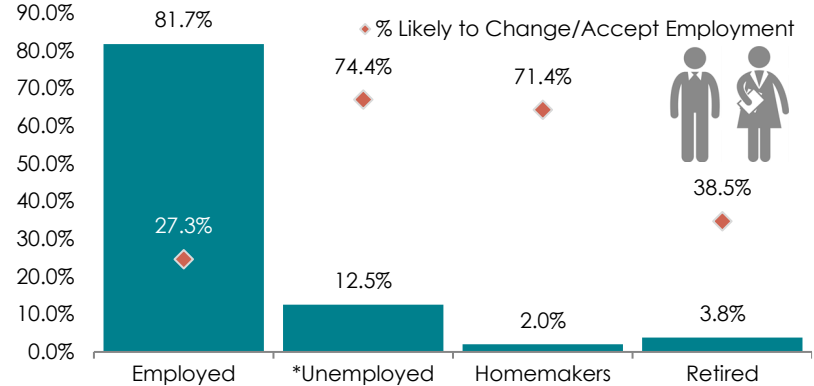
### CURRENT BENEFITS:



### DESIRED BENEFITS:



### ESTIMATED TOTAL BY EMPLOYMENT STATUS (PERCENTAGE):



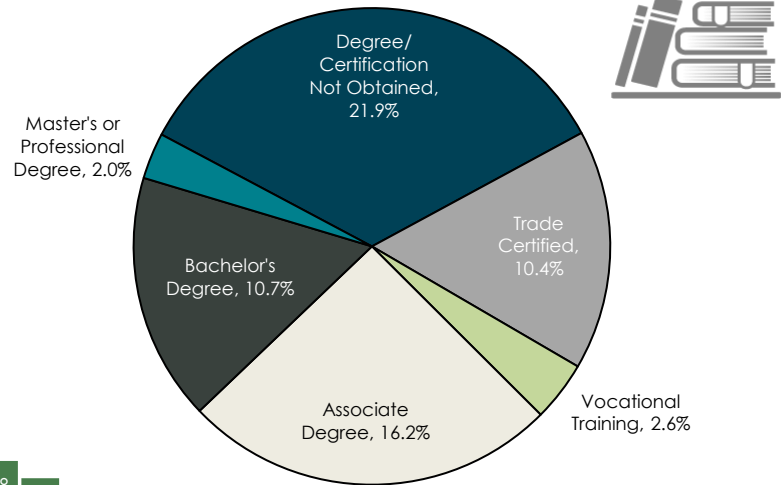
\*Employment status is self-identified by the survey respondent. The unemployment percentage does not reflect the unemployment rate published by the U.S. Bureau of Labor Statistics, which applies a stricter definition.

### EMPLOYMENT STATS:

- 70.1% paid an hourly wage
- 94.4% are/were employed full-time
- 5.6% are/were employed part-time
- 11.6% are/were self-employed
- 9.6% hold two or more jobs
- Currently working an average of 46 hours/week

### EDUCATIONAL LEVEL:

(63.8% HAVE AN EDUCATION BEYOND HIGH SCHOOL)



### TOP JOB SEARCH RESOURCES:

(For those seeking employment opportunities, by use.)

- Internet - 75.0%
  - [www.indeed.com](http://www.indeed.com)
  - [www.linkedin.com](http://www.linkedin.com)
  - [www.facebook.com](http://www.facebook.com)
- Networking through friends, family or acquaintances - 42.4%
- IowaWORKS Centers - 26.8%
- Private Employment Services - 16.5%



# LABOR CHARACTERISTICS

## ADVANCED MANUFACTURING

OCCUPATION	OCCUPATIONAL CODE	MEAN WAGE	ENTRY WAGE	EXPERIENCED WAGE	MEDIAN WAGE	MEAN ANNUAL SALARY
Adhesive Bonding Machine Operators and Tenders	51-9191	\$21.60	\$19.44	\$22.67	\$22.13	\$44,919
Bus and Truck Mechanics and Diesel Engine Specialists	49-3031	\$22.94	\$15.48	\$26.67	\$22.60	\$47,712
Chemical Engineers	17-2041	\$58.78	\$40.30	\$68.02	\$51.39	\$122,261
Chemical Equipment Operators and Tenders	51-9011	\$28.23	\$18.59	\$33.05	\$28.69	\$58,723
Computer Hardware Engineers	17-2061	\$44.73	\$27.53	\$53.32	\$44.44	\$93,034
Cooling and Freezing Equipment Operators and Tenders	51-9193	\$20.66	\$16.02	\$22.98	\$19.17	\$42,971
Crane and Tower Operators	53-7021	\$28.09	\$20.82	\$31.73	\$26.86	\$58,428
Crushing, Grinding, and Polishing Machine Setters, Operators, and Tenders	51-9021	\$19.93	\$16.03	\$21.88	\$20.46	\$41,457
Cutting and Slicing Machine Setters, Operators, and Tenders	51-9032	\$19.67	\$15.32	\$21.85	\$19.83	\$40,921
Drilling and Boring Machine Tool Setters, Operators, and Tenders, Metal and Plastic	51-4032	\$26.06	\$15.46	\$31.36	\$22.74	\$54,203
Electrical and Electronic Engineering Technicians	17-3023	\$34.23	\$25.27	\$38.71	\$34.76	\$71,204
Electrical and Electronics Repairers, Commercial and Industrial Equipment	49-2094	\$29.21	\$24.58	\$31.53	\$29.44	\$60,765
Electrical Engineers	17-2071	\$50.26	\$35.73	\$57.53	\$48.97	\$104,546
Electricians	47-2111	\$27.95	\$17.87	\$32.99	\$27.27	\$58,134
Electro-Mechanical Technicians	17-3024	\$32.03	\$24.03	\$36.03	\$31.11	\$66,627
Electronics Engineers, Except Computer	17-2072	\$41.81	\$31.11	\$47.16	\$40.29	\$86,969
Engineers, All Other	17-2199	\$41.00	\$28.18	\$47.41	\$38.15	\$85,286
Extruding and Drawing Machine Setters, Operators, and Tenders, Metal and Plastic	51-4021	\$23.17	\$14.23	\$27.63	\$25.99	\$48,183
First-Line Supervisors of Mechanics, Installers, and Repairers	49-1011	\$32.51	\$21.73	\$37.89	\$31.06	\$67,611
First-Line Supervisors of Production and Operating Workers	51-1011	\$30.06	\$20.21	\$34.99	\$28.53	\$62,534
Foundry Mold and Coremakers	51-4071	\$21.45	\$16.47	\$23.95	\$20.05	\$44,624
Furnace, Kiln, Oven, Drier, and Kettle Operators and Tenders	51-9051	\$18.83	\$15.04	\$20.73	\$18.48	\$39,169
Heavy and Tractor-Trailer Truck Drivers	53-3032	\$21.80	\$15.23	\$25.08	\$20.32	\$45,338
Helpers--Production Workers	51-9198	\$16.95	\$13.16	\$18.85	\$16.93	\$35,261
Industrial Engineering Technicians	17-3026	\$28.30	\$20.34	\$32.28	\$24.95	\$58,862
Industrial Engineers	17-2112	\$41.39	\$30.76	\$46.71	\$38.97	\$86,097
Industrial Machinery Mechanics	49-9041	\$25.09	\$19.38	\$27.94	\$25.25	\$52,183
Industrial Production Managers	11-3051	\$50.63	\$33.92	\$58.99	\$46.84	\$105,314
Industrial Truck and Tractor Operators	53-7051	\$19.53	\$16.21	\$21.19	\$19.22	\$40,625
Inspectors, Testers, Sorters, Samplers, and Weighers	51-9061	\$22.45	\$15.86	\$25.74	\$21.81	\$46,695
Installation, Maintenance, and Repair Workers, All Other	49-9099	\$21.21	\$15.09	\$24.27	\$19.42	\$44,115
Layout Workers, Metal and Plastic	51-4192	\$21.96	\$16.05	\$24.91	\$20.63	\$45,669
Machine Feeders and Offbearers	53-7063	\$21.76	\$14.66	\$25.30	\$20.39	\$45,252
Machinists	51-4041	\$20.76	\$15.52	\$23.38	\$20.29	\$43,184
Maintenance and Repair Workers, General	49-9071	\$21.05	\$13.93	\$24.62	\$20.65	\$43,793
Maintenance Workers, Machinery	49-9043	\$26.85	\$19.86	\$30.35	\$26.02	\$55,858
Material Moving Workers, All Other	53-7199	\$21.72	\$15.36	\$24.90	\$21.74	\$45,177
Materials Engineers	17-2131	\$45.86	\$33.42	\$52.08	\$43.73	\$95,394
Mechanical Drafters	17-3013	\$31.70	\$22.10	\$36.50	\$29.21	\$65,935
Mechanical Engineering Technicians	17-3027	\$27.97	\$20.58	\$31.67	\$27.65	\$58,187
Mechanical Engineers	17-2141	\$42.96	\$30.50	\$49.19	\$40.70	\$89,352
Metal Workers and Plastic Workers, All Other	51-4199	\$23.61	\$15.86	\$27.48	\$22.30	\$49,102
Metal-Refining Furnace Operators and Tenders	51-4051	\$21.13	\$17.00	\$23.19	\$20.51	\$43,947
Millwrights	49-9044	\$27.01	\$17.61	\$31.71	\$25.49	\$56,186
Mixing and Blending Machine Setters, Operators, and Tenders	51-9023	\$20.79	\$15.19	\$23.59	\$19.60	\$43,236
Molders, Shapers, and Casters, Except Metal and Plastic	51-9195	\$19.10	\$12.75	\$22.27	\$16.78	\$39,723
Multiple Machine Tool Setters, Operators, and Tenders, Metal and Plastic	51-4081	\$18.14	\$14.18	\$20.11	\$17.88	\$37,721
Packaging and Filling Machine Operators and Tenders	51-9111	\$17.91	\$12.92	\$20.40	\$15.58	\$37,245
Plant and System Operators, All Other	51-8099	\$33.16	\$27.58	\$35.96	\$31.60	\$68,983
Pourers and Casters, Metal	51-4052	\$23.01	\$18.34	\$25.35	\$23.14	\$47,866
Production Workers, All Other	51-9199	\$16.98	\$10.83	\$20.06	\$17.11	\$35,326
Rolling Machine Setters, Operators, and Tenders, Metal and Plastic	51-4023	\$18.70	\$14.06	\$21.02	\$18.19	\$38,891
Structural Metal Fabricators and Fitters	51-2041	\$20.48	\$16.73	\$22.35	\$20.47	\$42,598
Tool and Die Makers	51-4111	\$26.28	\$20.70	\$29.07	\$26.90	\$54,666
Tool Grinders, Filers, and Sharpeners	51-4194	\$20.14	\$15.37	\$22.52	\$19.32	\$41,884
Water and Wastewater Treatment Plant and System Operators	51-8031	\$24.07	\$16.81	\$27.70	\$25.19	\$50,065
Welders, Cutters, Solderers, and Brazers	51-4121	\$20.22	\$15.62	\$22.52	\$20.09	\$42,066

The 2021 Iowa Wage data for the Iowa City/Cedar Rapids Region Laborshed area was produced by the Labor Force & Occupational Analysis Bureau to provide communities local information on wages by occupation. The source of the wage and employment data is based on the May 2020 OES estimates. Additional occupational wage and employment data can be found at [www.iowalmi.gov/laborshed](http://www.iowalmi.gov/laborshed).