

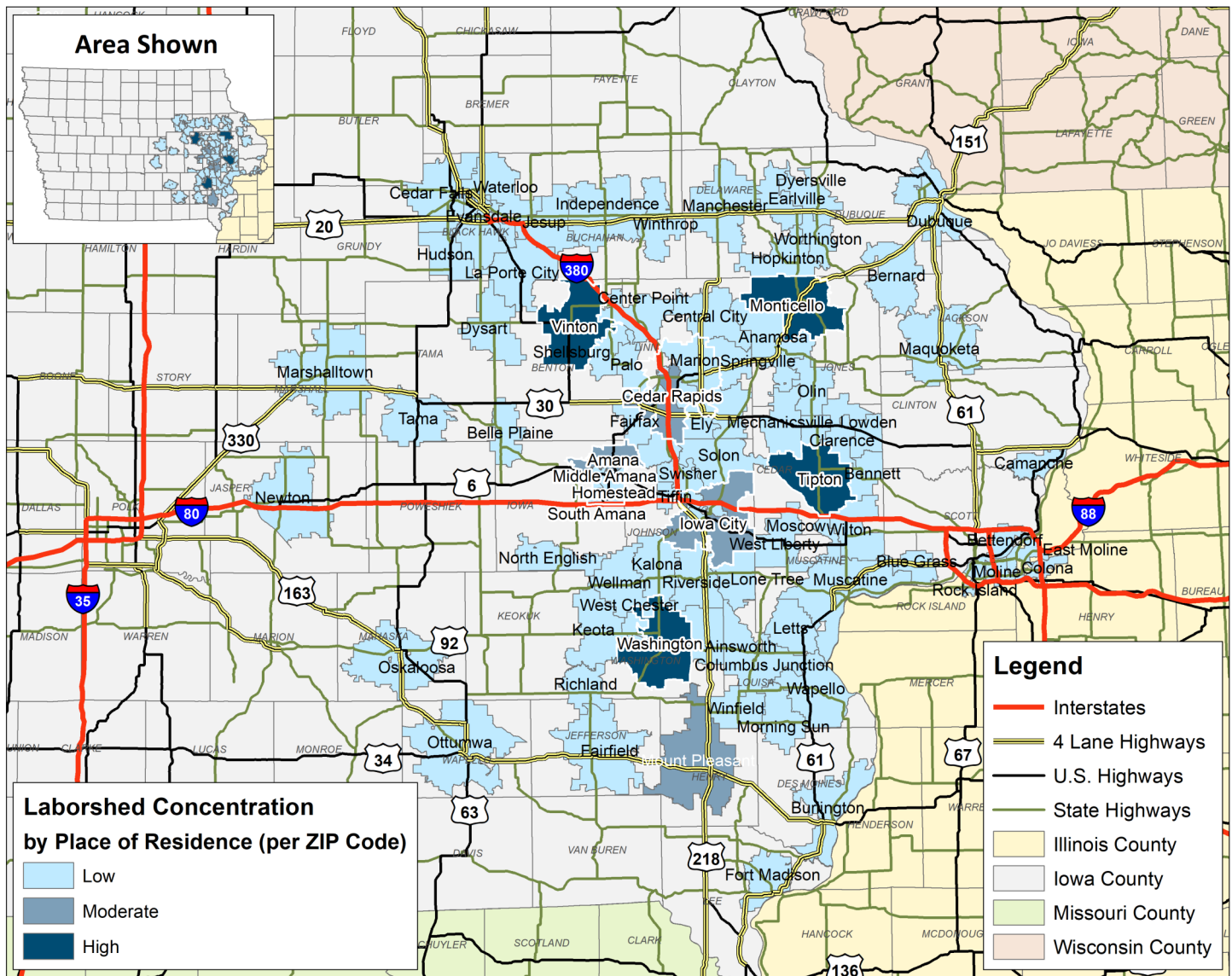
# LABOR CHARACTERISTICS

## WAREHOUSE & DISTRIBUTION



### IOWA CITY/CEDAR RAPIDS REGION LABORSHED AREA

CONCENTRATION OF RESPONDENTS WITHIN THE LABORSHED AREA  
WITH TRANSFERABLE EXPERIENCE/SKILLS BY PLACE OF RESIDENCE



Workers who have transferable experience/skills in the industry are currently commuting an average of 15 miles one way for work. Those who are likely to change/accept employment are willing to commute an average of 27 miles one way for the right employment opportunity.

FOR MORE INFORMATION REGARDING THE IOWA CITY/CEDAR RAPIDS REGION, IA LABORSHED, CONTACT:

# LABOR CHARACTERISTICS



## WAREHOUSE & DISTRIBUTION

### ESTIMATED AVAILABLE LABOR PER OCCUPATIONAL CATEGORY:

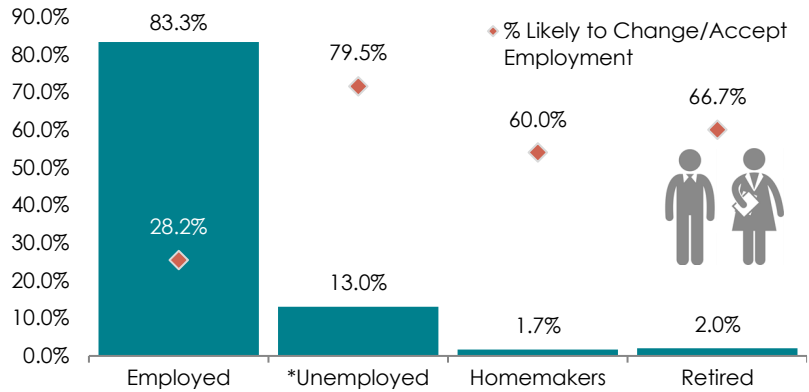
- Automotive Body and Related Repairers - 0.7%
- Automotive Service Technicians and Mechanics - 6.4%
- Bus and Truck Mechanics and Diesel Engine Specialists - 1.7%
- Cleaners of Vehicles and Equipment - 0.3%
- Dispatchers, Except Police, Fire, and Ambulance - 0.7%
- First-Line Supervisors of Mechanics, Installers, and Repairers - 6.4%
- First-Line Supervisors of Production and Operating Workers - 4.7%
- Heavy and Tractor-Trailer Truck Drivers - 21.1%
- Industrial Truck and Tractor Operators - 3%
- Inspectors, Testers, Sorters, Samplers, and Weighers - 2.3%
- Installation, Maintenance, and Repair Workers, All Other - 11.7%
- Laborers and Freight, Stock, and Material Movers, Hand - 4.3%
- Light Truck or Delivery Services Drivers - 5.4%
- Locomotive Engineers - 0.7%
- Logisticians - 0.7%
- Packers and Packagers, Hand - 2.7%
- Production Workers, All Other - 15.7%
- Production, Planning, and Expediting Clerks - 2.3%
- Rail-Track Laying and Maintenance Equipment Operators - 0.3%
- Shipping, Receiving, and Traffic Clerks - 2.3%
- Team Assemblers - 4%
- Transportation, Storage, and Distribution Managers - 2.7%

### UNDEREMPLOYMENT (ESTIMATED):

- Low hours - 2.3%
- Low income - 0.3%
- Mismatch of skills - 6.4%
- Total - 8.0%

(Individuals counted only once when estimating Total Underemployment.)

### ESTIMATED TOTAL BY EMPLOYMENT STATUS (PERCENTAGE):



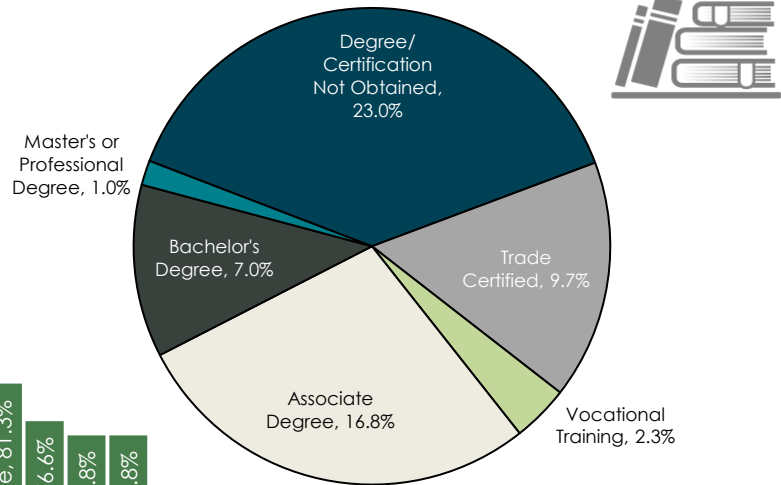
\*Employment status is self-identified by the survey respondent. The unemployment percentage does not reflect the unemployment rate published by the U.S. Bureau of Labor Statistics, which applies a stricter definition.

### EMPLOYMENT STATS:

- 72.6% paid an hourly wage
- 93.6% are/were employed full-time
- 6.4% are/were employed part-time
- 14.8% are/were self-employed
- 11.7% hold two or more jobs
- Currently working an average of 46 hours/week

### EDUCATIONAL LEVEL:

(59.8% HAVE AN EDUCATION BEYOND HIGH SCHOOL)



### CURRENT BENEFITS:



### DESIRED BENEFITS:



### TOP JOB SEARCH RESOURCES:

(For those seeking employment opportunities, by use.)

- Internet - 73.3%
  - [www.indeed.com](http://www.indeed.com)
  - [www.facebook.com](http://www.facebook.com)
  - [www.linkedin.com](http://www.linkedin.com)
- Networking through friends, family or acquaintances - 43.2%
- IowaWORKS Centers - 28.4%
- Newspapers - 15.4%



# LABOR CHARACTERISTICS



## WAREHOUSE & DISTRIBUTION

| OCCUPATION   | OCCUPATIONAL CODE | MEAN WAGE | ENTRY WAGE | EXPERIENCED WAGE | MEDIAN WAGE | MEAN ANNUAL SALARY |
|--|-------------------|-----------|------------|------------------|-------------|--------------------|
| Cleaners of Vehicles and Equipment                             | 53-7061           | \$13.70   | \$9.90     | \$15.60          | \$13.06     | \$28,497           |
| Packers and Packagers, Hand                                    | 53-7064           | \$15.64   | \$11.44    | \$17.74          | \$15.99     | \$32,533           |
| Laborers and Freight, Stock, and Material Movers, Hand         | 53-7062           | \$16.37   | \$11.94    | \$18.58          | \$16.04     | \$34,040           |
| Light Truck or Delivery Services Drivers                       | 53-3033           | \$16.75   | \$10.21    | \$20.02          | \$15.00     | \$34,837           |
| Helpers--Production Workers                                    | 51-9198           | \$16.95   | \$13.16    | \$18.85          | \$16.93     | \$35,261           |
| Production Workers, All Other                                  | 51-9199           | \$16.98   | \$10.83    | \$20.06          | \$17.11     | \$35,326           |
| Helpers--Installation, Maintenance, and Repair Workers         | 49-9098           | \$17.28   | \$12.33    | \$19.75          | \$17.31     | \$35,939           |
| Shipping, Receiving, and Traffic Clerks                        | 43-5071           | \$17.96   | \$12.38    | \$20.76          | \$17.40     | \$37,365           |
| Conveyor Operators and Tenders                                 | 53-7011           | \$18.10   | \$14.59    | \$19.85          | \$17.83     | \$37,640           |
| Weighers, Measurers, Checkers, and Samplers, Recordkeeping     | 43-5111           | \$18.78   | \$15.67    | \$20.33          | \$18.51     | \$39,057           |
| Industrial Truck and Tractor Operators                         | 53-7051           | \$19.53   | \$16.21    | \$21.19          | \$19.22     | \$40,625           |
| Sailors and Marine Oilers                                      | 53-5011           | \$19.54   | \$14.89    | \$21.87          | \$18.45     | \$40,652           |
| Cargo and Freight Agents                                       | 43-5011           | \$20.00   | \$14.39    | \$22.81          | \$18.92     | \$41,605           |
| Dispatchers, Except Police, Fire, and Ambulance                | 43-5032           | \$20.09   | \$12.88    | \$23.70          | \$18.67     | \$41,792           |
| Automotive Service Technicians and Mechanics                   | 49-3023           | \$20.36   | \$13.63    | \$23.73          | \$19.81     | \$42,352           |
| Rail Car Repairers   | 49-3043           | \$20.69   | \$16.37    | \$22.86          | \$21.93     | \$43,042           |
| Maintenance and Repair Workers, General                        | 49-9071           | \$21.05   | \$13.93    | \$24.62          | \$20.65     | \$43,793           |
| Installation, Maintenance, and Repair Workers, All Other       | 49-9099           | \$21.21   | \$15.09    | \$24.27          | \$19.42     | \$44,115           |
| Machine Feeders and Offbearers                                 | 53-7063           | \$21.76   | \$14.66    | \$25.30          | \$20.39     | \$45,252           |
| Heavy and Tractor-Trailer Truck Drivers                        | 53-3032           | \$21.80   | \$15.23    | \$25.08          | \$20.32     | \$45,338           |
| Inspectors, Testers, Sorters, Samplers, and Weighers           | 51-9061           | \$22.45   | \$15.86    | \$25.74          | \$21.81     | \$46,695           |
| Bus and Truck Mechanics and Diesel Engine Specialists          | 49-3031           | \$22.94   | \$15.48    | \$26.67          | \$22.60     | \$47,712           |
| Automotive Body and Related Repairers                          | 49-3021           | \$23.26   | \$15.37    | \$27.20          | \$22.45     | \$48,376           |
| Industrial Machinery Mechanics                                 | 49-9041           | \$25.09   | \$19.38    | \$27.94          | \$25.25     | \$52,183           |
| Production, Planning, and Expediting Clerks                    | 43-5061           | \$25.17   | \$17.55    | \$28.99          | \$23.78     | \$52,358           |
| First-Line Supervisors of Production and Operating Workers     | 51-1011           | \$30.06   | \$20.21    | \$34.99          | \$28.53     | \$62,534           |
| First-Line Supervisors of Mechanics, Installers, and Repairers | 49-1011           | \$32.51   | \$21.73    | \$37.89          | \$31.06     | \$67,611           |
| Aircraft Mechanics and Service Technicians                     | 49-3011           | \$33.36   | \$27.36    | \$36.36          | \$34.12     | \$69,391           |
| Logisticians   | 13-1081           | \$34.51   | \$23.35    | \$40.09          | \$33.05     | \$71,774           |
| Transportation, Storage, and Distribution Managers             | 11-3071           | \$43.02   | \$29.58    | \$49.73          | \$39.39     | \$89,474           |
| Captains, Mates, and Pilots of Water Vessels                   | 53-5021           | \$44.72   | \$28.35    | \$52.91          | \$39.58     | \$93,028           |

The 2021 Iowa Wage data for the Iowa City/Cedar Rapids Region Laborshed area was produced by the Labor Force & Occupational Analysis Bureau to provide communities local information on wages by occupation. The source of the wage and employment data is based on the May 2020 OES estimates. Additional occupational wage and employment data can be found at [www.iowalmi.gov/laborshed](http://www.iowalmi.gov/laborshed).